

 **DOUBLE
CHARGED**
VITRIFIED TILES

600 X
1200 **MM**



PEARLATO
SERIES



FLORA
SERIES



MARBLE
SERIES



ROCCO
SERIES



VOX
SERIES

INDEX

Styling
is about
Harmony.



PEARLATO

SERIES



600 X
1200 **MM**

PEARLATO
SERIES



600 X 1200
MM

DOUBLE
CHARGED
VITRIFIED TILES



PEARLATO BUTTERSCOTCH(DARK) ———
600 X 1200 MM



Linear Thermal
Expansion
Coefficient



Chemical
Resistance



Water
Absorption



Stain
Resistance



Thermal Shock
Resistance

PEARLATO
SERIES

P

600 X 1200
MM

DOUBLE
CHARGED
VITRIFIED TILES



PEARLATO CARRARA(LIGHT)

600 X 1200 MM



Linear Thermal
Expansion
Coefficient



Chemical
Resistance



Water
Absorption



Stain
Resistance




Thermal Shock
Resistance

PEARLATO
SERIES



600 X 1200
MM

DOUBLE
CHARGED
VITRIFIED TILES



PEARLATO GRAPHITE (DARK) ———
600 X 1200 MM

 Linear Thermal
Expansion
Coefficient

 Chemical
Resistance

 Water
Absorption

 Stain
Resistance


 Thermal Shock
Resistance

PEARLATO
SERIES



600 X 1200
MM

DOUBLE
CHARGED
VITRIFIED TILES



PEARLATO CREMA(LIGHT)
600 X 1200 MM



Linear Thermal
Expansion
Coefficient



Chemical
Resistance



Water
Absorption



Stain
Resistance



Thermal Shock
Resistance

PEARLATO
SERIES



600 X 1200
MM

DOUBLE
CHARGED
VITRIFIED TILES



PEARLATO SKY(DARK)

600 X 1200 MM



Linear Thermal
Expansion
Coefficient



Chemical
Resistance



Water
Absorption



Stain
Resistance



Thermal Shock
Resistance

PEARLATO
SERIES



600 X 1200
MM

DOUBLE
CHARGED
VITRIFIED TILES



PEARLATO WHITE(LIGHT)
600 X 1200 MM



Linear Thermal
Expansion
Coefficient



Chemical
Resistance



Water
Absorption



Stain
Resistance



Thermal Shock
Resistance

Styling
is about
Harmony.



FLORA

SERIES

 **DOUBLE
CHARGED**
VITRIFIED TILES

600 X
1200 **MM**

FLOR
SERIES



600 X 1200
MM

 **DOUBLE
CHARGED**
VITRIFIED TILES



FLORA WHITE (LIGHT) —
600 X 1200 MM



Linear Thermal
Expansion
Coefficient



Chemical
Resistance



Water
Absorption



Stain
Resistance




Thermal Shock
Resistance

FLORA
SERIES



600 X 1200
MM

DOUBLE
CHARGED
VITRIFIED TILES



FLORA BLACK(DARK) ———
600 X 1200 MM

 Linear Thermal
Expansion
Coefficient

 Chemical
Resistance

 Water
Absorption

 Stain
Resistance

 Thermal Shock
Resistance

FLOR
SERIES



600 X 1200
MM

 **DOUBLE
CHARGED**
VITRIFIED TILES



FLORA PINE(LIGHT)

600 X 1200 MM



Linear Thermal
Expansion
Coefficient



Chemical
Resistance



Water
Absorption



Stain
Resistance




Thermal Shock
Resistance

FLORA
SERIES



600 X 1200
MM

DOUBLE
CHARGED
VITRIFIED TILES



FLORA RED(DARK) ———
600 X 1200 MM



Linear Thermal
Expansion
Coefficient



Chemical
Resistance



Water
Absorption



Stain
Resistance



Thermal Shock
Resistance

FLOR
SERIES



600 X 1200
MM

 **DOUBLE
CHARGED**
VITRIFIED TILES



FLORA FOREST(LIGHT)

600 X 1200 MM



Linear Thermal
Expansion
Coefficient



Chemical
Resistance



Water
Absorption



Stain
Resistance




Thermal Shock
Resistance

FLORA
SERIES



600 X 1200
MM

DOUBLE
CHARGED
VITRIFIED TILES



FLORA GREEN(DARK) ———
600 X 1200 MM



Linear Thermal
Expansion
Coefficient



Chemical
Resistance



Water
Absorption



Stain
Resistance



Thermal Shock
Resistance

FLOR
SERIES



600 X 1200
MM

DOUBLE
CHARGED
VITRIFIED TILES



FLORA CREMA(LIGHT)
600 X 1200 MM



Linear Thermal
Expansion
Coefficient



Chemical
Resistance



Water
Absorption



Stain
Resistance




Thermal Shock
Resistance

**FLORA
SERIES**



**600 X 1200
MM**

**DOUBLE
CHARGED**
VITRIFIED TILES



FLORA BUTTER SCOTCH(DARK) —
600 X 1200 MM



Linear Thermal
Expansion
Coefficient



Chemical
Resistance



Water
Absorption



Stain
Resistance



Thermal Shock
Resistance

FLOR
SERIES



600 X 1200
MM

DOUBLE
CHARGED
VITRIFIED TILES



FLORA GREY(DARK)
600 X 1200 MM



Linear Thermal
Expansion
Coefficient



Chemical
Resistance



Water
Absorption



Stain
Resistance




Thermal Shock
Resistance

FLORA
SERIES



600 X 1200
MM

DOUBLE
CHARGED
VITRIFIED TILES



FLORA BLUE(SPECIAL DARK) ———
600 X 1200 MM



Linear Thermal
Expansion
Coefficient



Chemical
Resistance



Water
Absorption



Stain
Resistance



Thermal Shock
Resistance

Styling
is about
Harmony.



MARBLE

SERIES


 **DOUBLE
CHARGED**
VITRIFIED TILES

600 X
1200 **MM**

MARBLE SERIES **M**

600 X 1200
MM

DOUBLE CHARGED
VITRIFIED TILES



MARBLE OCEAN BLUE (SP. DARK) ———
600 X 1200 MM

 Linear Thermal Expansion Coefficient

 Chemical Resistance

 Water Absorption

 Stain Resistance

 Thermal Shock Resistance

MARBLE
SERIES

M

600 X 1200
MM

DOUBLE
CHARGED
VITRIFIED TILES



MARBLE BUTTER GREY(MID. DARK)
600 X 1200 MM



Linear Thermal
Expansion
Coefficient



Chemical
Resistance



Water
Absorption



Stain
Resistance



Thermal Shock
Resistance

MARBLE
SERIES

M

600 X 1200
MM

DOUBLE
CHARGED
VITRIFIED TILES



MARBLE BUTTER CREMA(MID. DARK)
600 X 1200 MM



Linear Thermal
Expansion
Coefficient



Chemical
Resistance



Water
Absorption



Stain
Resistance



Thermal Shock
Resistance

MARBLE
SERIES

M

600 X 1200
MM

DOUBLE
CHARGED
VITRIFIED TILES



MARBLE TIGER GREY(DARK)
600 X 1200 MM



Linear Thermal
Expansion
Coefficient



Chemical
Resistance



Water
Absorption



Stain
Resistance




Thermal Shock
Resistance

MARBLE SERIES **M**

600 X 1200
MM

DOUBLE CHARGED
VITRIFIED TILES



MARBLE RED(DARK) ———
600 X 1200 MM

 Linear Thermal Expansion Coefficient

 Chemical Resistance

 Water Absorption

 Stain Resistance


 Thermal Shock Resistance

MARBLE
SERIES

M

600 X 1200
MM

DOUBLE
CHARGED
VITRIFIED TILES



MARBLE BLACK(DARK) ———
600 X 1200 MM



Linear Thermal
Expansion
Coefficient



Chemical
Resistance



Water
Absorption



Stain
Resistance




Thermal Shock
Resistance

MARBLE
SERIES

M

600 X 1200
MM

DOUBLE
CHARGED
VITRIFIED TILES



MARBLE FENTA(DARK) ———
600 X 1200 MM



Linear Thermal
Expansion
Coefficient



Chemical
Resistance



Water
Absorption



Stain
Resistance




Thermal Shock
Resistance

MARBLE
SERIES

M

600 X 1200
MM

DOUBLE
CHARGED
VITRIFIED TILES



MARBLE WHITE(LIGHT)
600 X 1200 MM



Linear Thermal
Expansion
Coefficient



Chemical
Resistance



Water
Absorption



Stain
Resistance



Thermal Shock
Resistance

Styling
is about
Harmony.



ROCCO

SERIES

 **DOUBLE
CHARGED**
VITRIFIED TILES

600 X
1200 **MM**

ROCCO
SERIES

R

600 X 1200
MM

DOUBLE
CHARGED
VITRIFIED TILES



ROCCO WHITE(LIGHT)
600 X 1200 MM



Linear Thermal
Expansion
Coefficient



Chemical
Resistance



Water
Absorption



Stain
Resistance




Thermal Shock
Resistance

ROCCO
SERIES



600 X 1200
MM

DOUBLE
CHARGED
VITRIFIED TILES



ROCCO BLACK(DARK) ———
600 X 1200 MM



Linear Thermal
Expansion
Coefficient



Chemical
Resistance



Water
Absorption



Stain
Resistance




Thermal Shock
Resistance

ROCCO
SERIES

R

600 X 1200
MM

DOUBLE
CHARGED
VITRIFIED TILES



ROCCO GOLD(LIGHT)

600 X 1200 MM



Linear Thermal
Expansion
Coefficient



Chemical
Resistance



Water
Absorption



Stain
Resistance




Thermal Shock
Resistance

ROCCO
SERIES

R

600 X 1200
MM

DOUBLE
CHARGED
VITRIFIED TILES



ROCCO CHARCOAL(DARK) ———
600 X 1200 MM



Linear Thermal
Expansion
Coefficient



Chemical
Resistance



Water
Absorption




Stain
Resistance



Thermal Shock
Resistance



600 X 1200
MM



ROCCO SLATE(DARK) ———
600 X 1200 MM



Linear Thermal
Expansion
Coefficient



Chemical
Resistance



Water
Absorption



Stain
Resistance




Thermal Shock
Resistance

ROCCO
SERIES



600 X 1200
MM

DOUBLE
CHARGED
VITRIFIED TILES



ROCCO ELEGANCE(DARK) ———
600 X 1200 MM



Linear Thermal
Expansion
Coefficient



Chemical
Resistance



Water
Absorption



Stain
Resistance




Thermal Shock
Resistance

ROCCO
SERIES



600 X 1200
MM

DOUBLE
CHARGED
VITRIFIED TILES



ROCCO LAVA(DARK) ———
600 X 1200 MM



Linear Thermal
Expansion
Coefficient



Chemical
Resistance



Water
Absorption




Stain
Resistance



Thermal Shock
Resistance



600 X 1200
MM



ROCCO CANVAS(DARK) ———
600 X 1200 MM



Linear Thermal
Expansion
Coefficient



Chemical
Resistance



Water
Absorption



Stain
Resistance



Thermal Shock
Resistance

Styling
is about
Harmony.



VOX


SERIES

 **DOUBLE
CHARGED**
VITRIFIED TILES

600 X
1200 **MM**



600 X 1200
MM



VOX BLACK(DARK) ———
600 X 1200 MM



Linear Thermal
Expansion
Coefficient



Chemical
Resistance



Water
Absorption




Stain
Resistance



Thermal Shock
Resistance



600 X 1200
MM



VOX BRONZE (DARK) ———
600 X 1200 MM



Linear Thermal
Expansion
Coefficient



Chemical
Resistance



Water
Absorption




Stain
Resistance



Thermal Shock
Resistance



600 X 1200
MM



VOX ROSA(DARK) ———
600 X 1200 MM



Linear Thermal
Expansion
Coefficient



Chemical
Resistance



Water
Absorption




Stain
Resistance



Thermal Shock
Resistance



600 X 1200
MM



VOX GALAXY BLACK (DARK) ———
600 X 1200 MM



Linear Thermal
Expansion
Coefficient



Chemical
Resistance



Water
Absorption



Stain
Resistance



Thermal Shock
Resistance



600 X 1200
MM



VOX COFFEE (LIGHT) ———
600 X 1200 MM



Linear Thermal
Expansion
Coefficient



Chemical
Resistance



Water
Absorption



Stain
Resistance



Thermal Shock
Resistance

VOX
SERIES



600 X 1200
MM

DOUBLE
CHARGED
VITRIFIED TILES



VOX SMOK(DARK) ———
600 X 1200 MM



Linear Thermal
Expansion
Coefficient



Chemical
Resistance



Water
Absorption



Stain
Resistance



Thermal Shock
Resistance

VOX
SERIES



600 X 1200
MM

 **DOUBLE
CHARGED**
VITRIFIED TILES



VOX GOLD (LIGHT) ———
600 X 1200 MM



Linear Thermal
Expansion
Coefficient



Chemical
Resistance



Water
Absorption



Stain
Resistance




Thermal Shock
Resistance

VOX
SERIES



600 X 1200
MM

 **DOUBLE
CHARGED**
VITRIFIED TILES



VOX GRAY(LIGHT)

600 X 1200 MM



Linear Thermal
Expansion
Coefficient



Chemical
Resistance



Water
Absorption



Stain
Resistance



Thermal Shock
Resistance

VOX
SERIES



600 X 1200
MM

DOUBLE
CHARGED
VITRIFIED TILES



VOX PINK(LIGHT) ———
600 X 1200 MM



Linear Thermal
Expansion
Coefficient



Chemical
Resistance



Water
Absorption



Stain
Resistance




Thermal Shock
Resistance

VOX
SERIES



600 X 1200
MM

DOUBLE
CHARGED
VITRIFIED TILES



VOX WHITE(LIGHT) ———
600 X 1200 MM



Linear Thermal
Expansion
Coefficient



Chemical
Resistance



Water
Absorption



Stain
Resistance



Thermal Shock
Resistance

